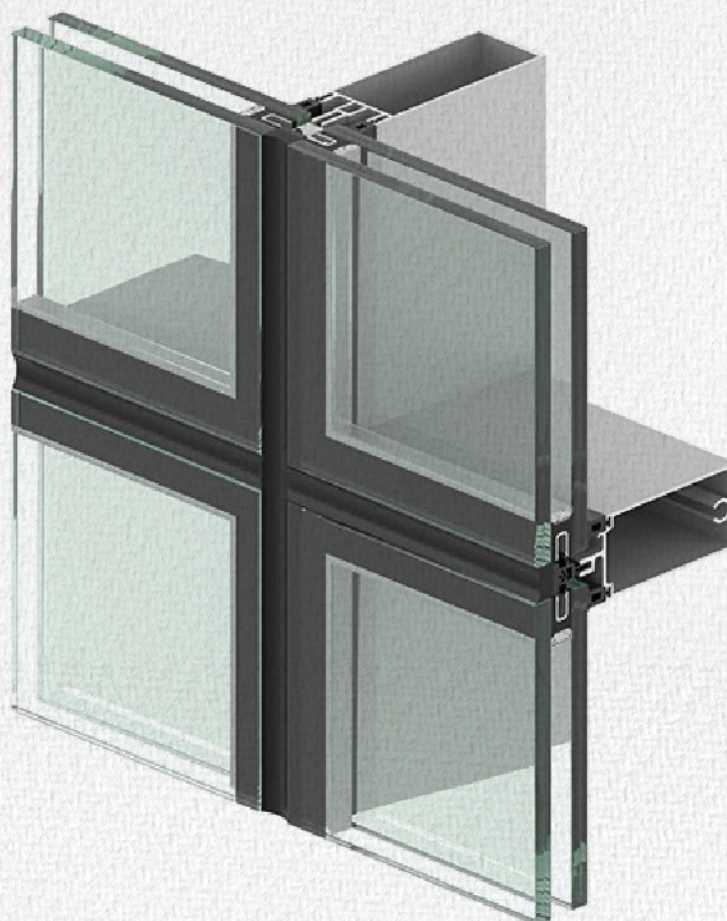


Euro Systems®

ES 60 Structural Glazed

Minimal Curtain Wall System Technical Datasheet



UNITED KINGDOM
Unit 11 Chancel Industrial park
Newhall Street, Willenhall
WV13 1NX, UK



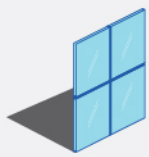
info@eurosystems.co.uk



www.eurosystems.co.uk



+44 (0) 845 075 1050



Product Features:

ES 60 SG Curtain Wall System consists of 60 mm wide mullions and transoms suitable for sloped and vertical facades. The glass panels are bonded to the aluminium frames with structural silicon sealant instead of aluminium cap. The external vertical and horizontal sightline joint will be around 16 to 22 mm.

The speciality of the system is designed to suit continuous EPDM Gasket covering the complete mullion and transom at glazing assembly area to achieve high performance in terms of Thermal Break value, Air and Water tightness.

Euro Systems has variable depth in ES 60 SG curtain wall system subject to project requirement as per design criteria.

Glazing

The system is glazed from the outside. Glass shall conform to the requirements of BS 6262 for thickness and type, in terms of wind resistance, safety and security.

Drainage

The system is mullion drained, achieved by meeting the requirements of "Ventilated and drained glazing system" as specified in BS standards.

Materials

The system is constructed from extruded aluminium profiles, using alloy 6063 complying with the requirements of BS 1474.

Gasket

The joint seal is made of EPDM, a synthetic rubber gasket compatible with silicon sealants assures water, air and wind resistance.

Thermal Insulation

Reinforced up to $U_{cw} = 1.6 \text{ W/m}^2\text{K}$. The lower the U-value is, the better the thermal insulation.

Water Tightness

Resistant to heavy rain in accordance with EN 12154:2000

Air Permeability

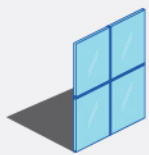
Complying with EN 12152:2002

Wind Resistance

Complying with BS EN 13116 – 1000 Pa to 2000 Pa, dependant upon correct mullion and transom selection to suit span and spacing.

Size Limitations

The size limitation of the system depends mainly on the mullion/transom members used to suit the span, spacing and wind loads, which are specific for each individual project.



Systems Cross Section - ES 60 SG

